



SUPPORT CLASS RESULTS

AUSTRALIAN SUPERSPORT 300 CHAMPIONSHIP

Date: **22/02/19**
 Event: **P08**
 Weather: **Mostly cloudy - Temp: 20.3C**
 Track: **Dry - Temp: 31.7C**

Free Practice 2

Started at: **13:14:35**
 Laps: **15 Min**
 Starters: **36**
 Printed at: **14:25**

CLASSIFICATION

Pos	No	Name	Machine	Fastest Lap	On Lap	Behind Prev	Behind Leader	Top Speed
1	27	Max STAUFFER (NSW) / Yamaha / YRD / Shark Leathers / Racers Edge	Yamaha R3 321	1:47.829	8 of 8			193
2	42	Kyle O'CONNELL (QLD)	Yamaha R3 321	1:50.121	6 of 8	2.292	2.292	190
3	151	Locky TAYLOR (QLD) / Yamaha / Rustic Flooring / Shark Leathers	Yamaha R3 321	1:50.237	6 of 8	.116	2.408	189
4	308	John LYTRAS (QLD) / Caboolture Yamaha / Jekyl & Hyde	Yamaha R3 321	1:50.244	8 of 8	.007	2.415	190
5	57	Seth CRUMP (QLD) / Rock Oil / KTM	KTM RC 390	1:50.478	5 of 7	.234	2.649	194
6	43	Harry KHOURI (NSW) / Excite Motorsports / Shark Leathers / Motonation	Yamaha R3 321	1:50.663	7 of 7	.185	2.834	186
7	87	Zac LEVY (QLD) / Demmery Motorsport Yamaha	Yamaha R3 321	1:50.694	6 of 8	.031	2.865	185
8	10	Callum O'BRIEN (WA) / Kawasaki BC Performance	Kawasaki EX 400	1:50.960	7 of 8	.266	3.131	188
9	81	Senna AGIUS (NSW) / Schuberth / Held / Bikebiz Kawasaki	Kawasaki EX 400	1:51.037	8 of 8	.077	3.208	192
10	333	Yannis SHAW (NSW) / WRP Bridgestone / Select Fresh Providores	Kawasaki EX 400	1:51.189	8 of 8	.152	3.360	192
11	72	Benjamin BAKER (NSW) / Jekyl & Hyde / SCK Excavation / Motostats	Yamaha R3 321	1:51.290	5 of 8	.101	3.461	194
12	68	Luke POWER (VIC) / RTR / Graeme Williams Eng. / Traction Control	Yamaha R3 321	1:51.506	6 of 8	.216	3.677	188
13	31	Travis HALL (QLD) / Stitthsmith / Ricondi	Yamaha R3 321	1:51.648	6 of 6	.142	3.819	188
14	25	Luke JHONSTON (NSW) / Motul / Davis Bikaworx / MotoGarage	Yamaha R3 321	1:51.672	6 of 8	.024	3.843	190
15	32	Dylan WHITESIDE (VIC) / Mark Lamont / The Grinning Edge	Kawasaki EX 300	1:51.705	7 of 8	.033	3.876	190
16	47	Zylas BUNTING (NSW) / Shark Leathers	Yamaha R3 321	1:51.705	8 of 8		3.876	191
17	97	Peter NERLICH (VIC) / TCN Racing	Kawasaki EX 400	1:51.716	4 of 8	.011	3.887	189
18	20	Hunter FORD (NSW) / Yamaha / YRD / Held Aus / Schuberth Aus	Yamaha R3 321	1:51.755	4 of 8	.039	3.926	188
19	355	Laura BROWN (NSW) / WNR	Yamaha R3 321	1:51.980	6 of 8	.225	4.151	185
20	56	Jesse WOODS (TAS) / JDS Moto	Yamaha R3 321	1:52.257	8 of 8	.277	4.428	187
21	58	Mitch KUHNE (QLD) / Shark Leathers / Nolan Helmets / Phiesh ink / Liquimoly	Yamaha R3 321	1:52.430	7 of 8	.173	4.601	190
22	30	Stephany KAPILAWI-JAMES (QLD)	Kawasaki EX 400	1:52.599	8 of 8	.169	4.770	195

Scott Laing
 Chief Time Keeper - Scott Laing

Tom Williams
 Clerk of Course - Tom Williams



Computime Race Timing Systems Pty Ltd © 1996
 Licensed to Computime Race Timing Systems

COMPUTIME RACE TIMING SYSTEMS PTY LTD
www.computime.com.au

E-mail: scott@computime.com.au / Ph: 0418 17 13 17





SUPPORT CLASS RESULTS

AUSTRALIAN SUPERSPORT 300 CHAMPIONSHIP

Date: 22/02/19
 Event: P08
 Weather: Mostly cloudy - Temp: 20.3C
 Track: Dry - Temp: 31.7C

Free Practice 2

Started at: 13:14:35
 Laps: 15 Min
 Starters: 36
 Printed at: 14:25

CLASSIFICATION

Pos	No	Name	Machine	Fastest Lap	On Lap	Behind Prev	Behind Leader	Top Speed
23	28	Tayla RELPH (QLD) / Kawasaki BC Performance	Kawasaki EX 400	1:52.678	7 of 7	.079	4.849	191
24	22	Keegan PICKERING (NSW) / Sport Savvy Australian / Jekyl & Hyde	Yamaha R3 321	1:53.156	8 of 8	.478	5.327	191
25	282	Cameron AGOSTINI (NT) / Territory 3 Racing	Yamaha R3 321	1:54.208	3 of 8	1.052	6.379	180
26	15	Bronson PICKETT (WA)	Yamaha R3 321	1:55.717	4 of 7	1.509	7.888	181
27	131	Adam COX (QLD)	KTM RC 390	1:57.869	2 of 7	2.152	10.040	177
28	33	Grace POUTCH (VIC) / Aark Suspension & Tuning / SC Project Oceanic	Kawasaki EX 400	1:58.121	1 of 6	.252	10.292	185
29	437	Hayden STIFF (NSW) / Proworx / Blayney Motorcycles	Kawasaki EX 300	1:58.366	5 of 6	.245	10.537	179
30	46	Lachlan O'BRIEN (NT) / Territory 3 Racing	Yamaha R3 321	1:59.591	7 of 7	1.225	11.762	175
31	40	Jeremy CZMOK (VIC) / Dins Dins Pet Food	KTM RC 390	1:59.614	7 of 7	.023	11.785	179
32	19	Craig WHITE (NSW) / WRP Bridgestone	Kawasaki EX 400	1:59.895	5 of 8	.281	12.066	172
33	35	Ben ANGELIDIS (ACT) / Proworx / Blayney Motorcycles	Yamaha R3 321	2:00.021	4 of 8	.126	12.192	171
34	14	Sarah FAIRBROTHER (QLD) / The Motorcycle Sportsmen	Yamaha R3 321	2:01.204	1 of 8	1.183	13.375	174
35	89	Kristian AGOSTINI (NT) / Territory 3 Racing	Yamaha R3 321	2:01.379	1 of 2	.175	13.550	177
36	111	Wayne BATSON (SA) / S.A Motorcycles / PSY Racing	Kawasaki EX 300	2:05.259	3 of 5	3.880	17.430	162

Current best lap for SS300 class - 1:47.696 by Hunter FORD (NSW) on a Yamaha YZF-R3 set on 13/10/18

*** INTERMEDIATE TIMING POINT 2 NOT WORKING DURING THIS SESSION ***


 Chief Time Keeper - Scott Laing



 Clerk of Course - Tom Williams



Computime Race Timing Systems Pty Ltd © 1996
 Licensed to Computime Race Timing Systems

COMPUTIME RACE TIMING SYSTEMS PTY LTD
www.computime.com.au

E-mail: scott@computime.com.au / Ph: 0418 17 13 17





SUPPORT CLASS RESULTS

AUSTRALIAN SUPERSPORT 300 CHAMPIONSHIP

Date: 22/02/19
 Event: P08
 Weather: Mostly cloudy - Temp: 20.3C
 Track: Dry - Temp: 31.7C

Free Practice 2

Started at: 13:14:35
 Laps: 15 Min
 Starters: 36
 Printed at: 14:25

LAP TIMES

No	Name	Lap 1	Lap 2	Lap 3	Lap 4	Lap 5	Lap 6	Lap 7	Lap 8
10	Callum O'BRIEN (WA)	2:00.149	2:02.028	1:52.699	1:52.151	1:51.850	1:51.400	1:50.960	2:02.884
14	Sarah FAIRBROTHER (QLD)	2:01.204	2:01.867	2:01.983	2:02.644	2:02.291	2:02.873	2:02.683	2:02.383
15	Bronson PICKETT (WA)	3:44.673	2:00.406	1:56.035	1:55.717	2:04.812	1:56.938	1:56.218	
19	Craig WHITE (NSW)	2:01.529	2:01.561	2:02.556	2:00.270	1:59.895	2:00.692	2:00.136	2:00.214
20	Hunter FORD (NSW)	1:53.328	1:53.412	1:52.113	1:51.755	1:54.275	2:04.745	1:55.260	1:52.091
22	Keegan PICKERING (NSW)	1:56.125	1:55.246	1:54.020	1:53.446	1:55.529	1:54.466	1:53.947	1:53.156
25	Luke JHONSTON (NSW)	1:54.359	1:53.135	1:53.274	1:52.376	1:54.326	1:51.672	1:54.685	1:51.849
27	Max STAUFFER (NSW)	1:52.946	1:49.760	1:49.061	1:49.872	1:50.092	1:49.515	1:49.987	1:47.829
28	Tayla RELPH (QLD)	1:56.198	1:55.741	1:53.466	1:53.564	3:51.952	1:56.788	1:52.678	
30	Stephany KAPILAWI-JAMES (QLD)	1:56.329	1:53.761	1:53.662	1:53.633	1:53.976	1:54.037	1:52.882	1:52.599
31	Travis HALL (QLD)	1:54.876	1:51.978	1:53.369	1:52.500	1:53.398	1:51.648		
32	Dylan WHITESIDE (VIC)	1:54.393	1:53.077	1:52.533	1:52.041	1:52.842	1:52.109	1:51.705	1:52.208
33	Grace POUTCH (VIC)	1:58.121	1:58.279	1:58.780	1:58.292	1:59.000	2:03.777		
35	Ben ANGELIDIS (ACT)	2:01.801	2:00.304	2:01.504	2:00.021	2:00.277	2:00.508	2:00.133	2:00.336
40	Jeremy CZMOK (VIC)	2:04.556	2:02.895	2:01.717	2:03.659	2:02.604	2:00.754	1:59.614	
42	Kyle O'CONNELL (QLD)	1:54.258	1:52.614	1:52.026	1:51.707	1:50.902	1:50.121	1:53.320	1:51.057
43	Harry KHOURI (NSW)	1:53.569	1:51.715	1:51.396	2:05.041	2:02.344	1:50.949	1:50.663	
46	Lachlan O'BRIEN (NT)	2:02.701	2:01.223	2:00.040	2:06.690	2:02.454	2:01.691	1:59.591	
47	Zylas BUNTING (NSW)	1:55.304	1:54.671	1:52.609	1:53.014	1:56.448	1:52.808	1:52.627	1:51.705
56	Jesse WOODS (TAS)	1:55.262	1:53.376	1:52.845	1:54.260	1:56.198	1:54.094	1:52.390	1:52.257
57	Seth CRUMP (QLD)	1:50.764	1:50.715	2:59.727	2:39.906	1:50.478	1:54.493	1:50.933	
58	Mitch KUHNE (QLD)	1:55.841	1:54.822	1:53.043	1:53.103	1:52.776	1:58.804	1:52.430	1:54.683
68	Luke POWER (VIC)	1:53.796	1:52.322	1:51.820	1:52.012	1:52.951	1:51.506	3:03.674	1:55.735
72	Benjamin BAKER (NSW)	1:55.111	1:52.389	1:52.316	1:51.892	1:51.290	1:52.238	1:57.095	1:52.989
81	Senna AGIUS (NSW)	1:51.836	1:55.053	1:51.735	1:52.097	1:53.345	1:51.351	1:55.378	1:51.037
87	Zac LEVY (QLD)	1:53.410	1:53.019	1:51.337	1:51.324	1:51.318	1:50.694	1:54.302	1:51.697
89	Kristian AGOSTINI (NT)	2:01.379	4:40.255						
97	Peter NERLICH (VIC)	1:56.132	1:54.617	1:54.013	1:51.716	1:53.316	1:51.885	1:52.260	1:51.911
111	Wayne BATSON (SA)	2:06.807	2:08.699	2:05.259	2:05.301	3:05.894			
131	Adam COX (QLD)	1:58.204	1:57.869	1:58.986	1:58.476	1:58.578	2:35.844	1:59.527	
151	Locky TAYLOR (QLD)	1:53.157	1:53.499	1:51.142	1:51.308	1:50.690	1:50.237	1:55.730	1:50.520
282	Cameron AGOSTINI (NT)	1:59.695	1:55.518	1:54.208	1:54.866	1:54.956	1:55.255	1:55.629	1:57.610
308	John LYTRAS (QLD)	1:53.833	1:52.852	1:51.310	1:51.656	1:54.100	1:51.151	1:56.484	1:50.244
333	Yannis SHAW (NSW)	1:52.405	1:52.599	1:51.569	1:51.744	1:53.041	1:54.147	1:53.260	1:51.189
355	Laura BROWN (NSW)	1:53.907	1:52.699	1:53.370	1:53.355	1:53.257	1:51.980	1:52.469	1:53.502
437	Hayden STIFF (NSW)	2:01.471	1:58.826	1:58.684	1:59.094	1:58.366	2:00.585		

*** INTERMEDIATE TIMING POINT 2 NOT WORKING DURING THIS SESSION ***


 Chief Time Keeper - Scott Laing



 Clerk of Course - Tom Williams



Computime Race Timing Systems Pty Ltd © 1996
 Licensed to Computime Race Timing Systems

COMPUTIME RACE TIMING SYSTEMS PTY LTD
www.computime.com.au

E-mail: scott@computime.com.au / Ph: 0418 17 13 17





SUPPORT CLASS RESULTS

AUSTRALIAN SUPERSPORT 300 CHAMPIONSHIP

Date: 22/02/19
 Event: P08
 Weather: Mostly cloudy - Temp: 20.3C
 Track: Dry - Temp: 31.7C

Free Practice 2

Started at: 13:14:35
 Laps: 15 Min
 Starters: 36
 Printed at: 14:25

SPLIT TIMES

Lap	Split 1	Split 2	Split 3	Split 4	Lap Time	Spd	Lap	Split 1	Split 2	Split 3	Split 4	Lap Time	Spd
10 Callum O'BRIEN (WA) (8th)							4	26.886	1:24.869	1:20.682	31.073	1:51.755	184
1	29.237	1:30.912	1:26.914	33.235	2:00.149	176	5	28.002	1:26.273	1:23.345	30.930	1:54.275	174
2	27.239	1:34.789	1:30.101	31.927	2:02.028	186	6	26.434	1:38.311	1:20.533	44.212	2:04.745	188
3	27.302	1:25.397	1:21.302	31.397	1:52.699	183	7	28.664	1:26.596	1:23.956	31.304	1:55.260	171
4	27.350	1:24.801	1:21.123	31.028	1:52.151	182	8	27.165	1:24.926	1:21.171	30.920	1:52.091	183
5	26.989	1:24.861	1:20.677	31.173	1:51.850	183	22 Keegan PICKERING (NSW) (24th)						
6	26.826	1:24.574	1:20.371	31.029	1:51.400	186	1	28.058	34.296	21.979	31.792	1:56.125	183
7	26.852	1:24.108	1:20.225	30.735	1:50.960	185	2	27.827	1:27.419	1:23.393	31.853	1:55.246	176
8	27.273	1:35.611	1:30.791	32.093	2:02.884	188	3	27.951	1:26.069	1:22.849	31.171	1:54.020	176
14 Sarah FAIRBROTHER (QLD) (34th)							4	27.141	1:26.305	1:21.969	31.477	1:53.446	191
1	29.423	1:31.781	1:27.659	33.545	2:01.204	174	5	27.989	1:27.540	1:23.468	32.061	1:55.529	175
2	29.617	1:32.250	1:28.081	33.786	2:01.867	170	6	27.384	1:27.082	1:22.786	31.680	1:54.466	191
3	30.325	1:31.658	1:28.824	33.159	2:01.983	171	7	27.748	1:26.199	1:22.527	31.420	1:53.947	176
4	30.293	1:32.351	1:29.151	33.493	2:02.644	168	8	27.527	1:25.629	1:21.897	31.259	1:53.156	181
5	30.423	1:31.868	1:29.068	33.223	2:02.291	169	25 Luke JHONSTON (NSW) (14th)						
6	30.068	1:32.805	1:29.238	33.635	2:02.873	168	1	27.866	33.572	21.166	31.755	1:54.359	180
7	30.023	1:32.660	1:28.392	34.291	2:02.683	168	2	27.251	1:25.884	1:21.489	31.646	1:53.135	190
8	30.048	1:32.335	1:28.890	33.493	2:02.383	166	3	27.592	1:25.682	1:21.855	31.419	1:53.274	189
15 Bronson PICKETT (WA) (26th)							4	27.196	1:25.180	1:21.031	31.345	1:52.376	185
1	29.050	34.982	22.887	2:17.754	3:44.673	175	5	27.253	1:27.073	1:22.470	31.856	1:54.326	182
2	31.932	1:28.474	1:27.685	32.721	2:00.406 P	174	6	26.924	1:24.748	1:20.450	31.222	1:51.672	189
3	27.987	1:28.048	1:23.729	32.306	1:56.035	174	7	27.792	1:26.893	1:23.242	31.443	1:54.685	185
4	28.423	1:27.294	1:24.027	31.690	1:55.717	167	8	27.203	1:24.646	1:20.864	30.985	1:51.849	184
5	27.235	1:37.577	1:32.547	32.265	2:04.812	181	27 Max STAUFFER (NSW) (1st)						
6	28.476	1:28.462	1:24.596	32.342	1:56.938	170	1	27.044	1:25.902	1:20.635	32.311	1:52.946	186
7	28.584	1:27.634	1:24.032	32.186	1:56.218	165	2	26.510	1:23.250	1:19.067	30.693	1:49.760	184
19 Craig WHITE (NSW) (32th)							3	26.220	1:22.841	1:18.364	30.697	1:49.061	192
1	29.746	35.726	22.640	33.417	2:01.529	172	4	26.885	1:22.987	1:19.605	30.267	1:49.872	181
2	29.594	1:31.967	1:27.988	33.573	2:01.561	171	5	26.492	1:23.600	1:19.712	30.380	1:50.092	182
3	29.653	1:32.903	1:28.321	34.235	2:02.556	170	6	26.459	1:23.056	1:18.844	30.671	1:49.515	183
4	29.454	1:30.816	1:27.267	33.003	2:00.270	168	7	26.607	1:23.380	1:19.269	30.718	1:49.987	182
5	29.004	1:30.891	1:26.485	33.410	1:59.895	170	8	26.247	1:21.582	1:17.871	29.958	1:47.829	193
6	29.358	1:31.334	1:27.347	33.345	2:00.692	168	28 Tayla RELPH (QLD) (23th)						
7	29.235	1:30.901	1:27.237	32.899	2:00.136	167	1	28.043	1:28.155	1:24.043	32.155	1:56.198	185
8	29.727	1:30.487	1:26.786	33.428	2:00.214	163	2	28.585	1:27.156	1:23.823	31.918	1:55.741	166
20 Hunter FORD (NSW) (18th)							3	27.050	1:26.416	1:21.828	31.638	1:53.466	191
1	27.774	1:25.554	1:22.245	31.083	1:53.328	173	4	27.008	1:26.556	1:21.790	31.774	1:53.564	191
2	27.519	1:25.893	1:22.383	31.029	1:53.412	177	5	27.785	3:24.167	1:25.726	2:26.226	3:51.952	180
3	27.062	1:25.051	1:20.900	31.213	1:52.113	186	6	30.636	1:26.152	1:25.451	31.337	1:56.788 P	


Scott Laing
 Chief Time Keeper - Scott Laing

Tom Williams
 Clerk of Course - Tom Williams



COMPUTIME RACE TIMING SYSTEMS PTY LTD
www.computime.com.au

E-mail: scott@computime.com.au / Ph: 0418 17 13 17



Computime Race Timing Systems Pty Ltd © 1996
 Licensed to Computime Race Timing Systems



SUPPORT CLASS RESULTS

AUSTRALIAN SUPERSPORT 300 CHAMPIONSHIP

Date: 22/02/19
 Event: P08
 Weather: Mostly cloudy - Temp: 20.3C
 Track: Dry - Temp: 31.7C

Free Practice 2

Started at: 13:14:35
 Laps: 15 Min
 Starters: 36
 Printed at: 14:25

SPLIT TIMES

Lap	Split 1	Split 2	Split 3	Split 4	Lap Time	Spd	Lap	Split 1	Split 2	Split 3	Split 4	Lap Time	Spd
7	27.038	1:25.640	1:21.295	31.383	1:52.678	188	5	29.387	1:30.890	1:27.331	32.946	2:00.277	164
30 Stephany KAPILAWI-JAMES (QLD) (22th)							6	29.228	1:31.280	1:26.888	33.620	2:00.508	167
1	28.069	1:28.260	1:24.700	31.629	1:56.329	195	7	29.228	1:30.905	1:26.582	33.551	2:00.133	167
2	27.310	1:26.451	1:22.599	31.162	1:53.761	195	8	29.826	1:30.510	1:27.060	33.276	2:00.336	163
3	27.563	1:26.099	1:22.185	31.477	1:53.662	192	40 Jeremy CZMOK (VIC) (31th)						
4	27.296	1:26.337	1:22.281	31.352	1:53.633	190	1	31.415	1:33.141	1:31.096	33.460	2:04.556	170
5	27.173	1:26.803	1:22.782	31.194	1:53.976	188	2	30.996	1:31.899	1:29.570	33.325	2:02.895	171
6	27.780	1:26.257	1:22.750	31.287	1:54.037	189	3	30.463	1:31.254	1:28.593	33.124	2:01.717	172
7	27.327	1:25.555	1:21.647	31.235	1:52.882	188	4	30.075	1:33.584	1:29.086	34.573	2:03.659	171
8	27.291	1:25.308	1:21.490	31.109	1:52.599	190	5	30.244	1:32.360	1:29.243	33.361	2:02.604	174
31 Travis HALL (QLD) (13th)							6	29.632	1:31.122	1:27.833	32.921	2:00.754	171
1	28.023	1:26.853	1:22.818	32.058	1:54.876	180	7	29.200	1:30.414	1:26.828	32.786	1:59.614	179
2	27.174	1:24.804	1:20.881	31.097	1:51.978	184	42 Kyle O'CONNELL (QLD) (2nd)						
3	27.721	1:25.648	1:21.685	31.684	1:53.369	188	1	28.216	1:26.042	1:23.020	31.238	1:54.258	181
4	27.571	1:24.929	1:21.335	31.165	1:52.500	182	2	27.359	1:25.255	1:21.608	31.006	1:52.614	179
5	27.792	1:25.606	1:22.029	31.369	1:53.398	179	3	27.365	1:24.661	1:20.861	31.165	1:52.026	179
6	27.465	1:24.183	1:21.050	30.598	1:51.648	178	4	26.993	1:24.714	1:20.816	30.891	1:51.707	184
32 Dylan WHITESIDE (VIC) (15th)							5	27.131	1:23.771	1:20.394	30.508	1:50.902	180
1	27.980	1:26.413	1:22.858	31.535	1:54.393	181	6	26.565	1:23.556	1:19.700	30.421	1:50.121	190
2	27.414	1:25.663	1:21.627	31.450	1:53.077	183	7	27.003	1:26.317	1:22.163	31.157	1:53.320	190
3	27.129	1:25.404	1:21.177	31.356	1:52.533	190	8	27.218	1:23.839	1:20.739	30.318	1:51.057	180
4	27.120	1:24.921	1:20.806	31.235	1:52.041	185	43 Harry KHOURI (NSW) (6th)						
5	27.414	1:25.428	1:21.722	31.120	1:52.842	180	1	27.843	1:25.726	1:22.500	31.069	1:53.569	181
6	27.130	1:24.979	1:20.886	31.223	1:52.109	185	2	27.087	1:24.628	1:20.803	30.912	1:51.715	184
7	26.925	1:24.780	1:20.507	31.198	1:51.705	184	3	26.862	1:24.534	1:20.144	31.252	1:51.396	184
8	27.407	1:24.801	1:21.327	30.881	1:52.208	180	4	26.945	1:38.096	1:33.569	31.472	2:05.041	182
33 Grace POUTCH (VIC) (28th)							5	27.842	1:34.502	1:31.816	30.528	2:02.344	179
1	28.510	1:29.611	1:25.591	32.530	1:58.121	181	6	26.690	1:24.259	1:20.149	30.800	1:50.949	186
2	28.298	1:29.981	1:24.946	33.333	1:58.279	184	7	26.867	1:23.796	1:19.965	30.698	1:50.663	181
3	29.030	1:29.750	1:25.638	33.142	1:58.780	185	46 Lachlan O'BRIEN (NT) (30th)						
4	28.895	1:29.397	1:25.527	32.765	1:58.292	179	1	30.389	1:32.312	1:29.346	33.355	2:02.701	168
5	28.788	1:30.212	1:25.513	33.487	1:59.000	179	2	30.210	1:31.013	1:27.671	33.552	2:01.223	173
6	29.096	1:34.681	1:29.584	34.193	2:03.777	179	3	29.410	1:30.630	1:26.810	33.230	2:00.040	167
35 Ben ANGELIDIS (ACT) (33th)							4	29.750	1:36.940	1:31.350	35.340	2:06.690	167
1	29.555	35.730	22.874	33.642	2:01.801	166	5	30.514	1:31.940	1:28.851	33.603	2:02.454	169
2	29.302	1:31.002	1:26.711	33.593	2:00.304	164	6	30.200	1:31.491	1:27.711	33.980	2:01.691	164
3	29.242	1:32.262	1:27.015	34.489	2:01.504	171	7	28.857	1:30.734	1:26.539	33.052	1:59.591	175
4	29.415	1:30.606	1:26.712	33.309	2:00.021	166	47 Zylas BUNTING (NSW) (16th)						

Scott Laing
 Chief Time Keeper - Scott Laing


Tom Williams
 Clerk of Course - Tom Williams



Computime Race Timing Systems Pty Ltd © 1996
 Licensed to Computime Race Timing Systems

COMPUTIME RACE TIMING SYSTEMS PTY LTD
www.computime.com.au

E-mail: scott@computime.com.au / Ph: 0418 17 13 17





SUPPORT CLASS RESULTS

AUSTRALIAN SUPERSPORT 300 CHAMPIONSHIP

Date: 22/02/19
 Event: P08
 Weather: Mostly cloudy - Temp: 20.3C
 Track: Dry - Temp: 31.7C

Free Practice 2

Started at: 13:14:35
 Laps: 15 Min
 Starters: 36
 Printed at: 14:25

SPLIT TIMES

Lap	Split 1	Split 2	Split 3	Split 4	Lap Time	Spd	Lap	Split 1	Split 2	Split 3	Split 4	Lap Time	Spd
1	28.239	1:27.065	1:23.427	31.877	1:55.304	180	5	27.760	1:25.191	1:21.823	31.128	1:52.951	178
2	27.818	1:26.853	1:23.068	31.603	1:54.671	184	6	27.414	1:24.092	1:20.830	30.676	1:51.506	182
3	26.913	1:25.696	1:21.064	31.545	1:52.609	190	7	27.668	2:36.006	1:24.128	1:39.546	3:03.674	181
4	27.458	1:25.556	1:21.715	31.299	1:53.014	181	8	30.886	1:24.849	1:24.593	31.142	1:55.735 P	
5	27.085	1:29.363	1:24.710	31.738	1:56.448	191							
6	27.359	1:25.449	1:21.487	31.321	1:52.808	181	72 Benjamin BAKER (NSW) (11th)						
7	27.104	1:25.523	1:21.313	31.314	1:52.627	182	1	28.095	1:27.016	1:24.137	30.974	1:55.111	176
8	26.921	1:24.784	1:20.472	31.233	1:51.705	183	2	27.020	1:25.369	1:20.890	31.499	1:52.389	194
							3	27.182	1:25.134	1:21.249	31.067	1:52.316	189
56 Jesse WOODS (TAS) (20th)							4	26.981	1:24.911	1:20.901	30.991	1:51.892	183
1	28.221	1:27.041	1:23.592	31.670	1:55.262	184	5	26.804	1:24.486	1:20.634	30.656	1:51.290	183
2	27.833	1:25.543	1:22.284	31.092	1:53.376	180	6	27.175	1:25.063	1:21.090	31.148	1:52.238	182
3	27.431	1:25.414	1:21.148	31.697	1:52.845	183	7	27.149	1:29.946	1:24.901	32.194	1:57.095	191
4	27.823	1:26.437	1:22.521	31.739	1:54.260	181	8	27.078	1:25.911	1:22.179	30.810	1:52.989	185
5	28.171	1:28.027	1:24.655	31.543	1:56.198	174							
6	27.748	1:26.346	1:22.530	31.564	1:54.094	179	81 Senna AGIUS (NSW) (9th)						
7	27.061	1:25.329	1:21.131	31.259	1:52.390	182	1	27.190	1:24.646	1:21.169	30.667	1:51.836	187
8	27.267	1:24.990	1:21.068	31.189	1:52.257	187	2	28.357	1:26.696	1:23.915	31.138	1:55.053	182
							3	26.747	1:24.988	1:20.277	31.458	1:51.735	190
57 Seth CRUMP (QLD) (5th)							4	26.847	1:25.250	1:21.135	30.962	1:52.097	192
1	27.007	1:23.757	1:20.559	30.205	1:50.764	185	5	27.427	1:25.918	1:22.079	31.266	1:53.345	186
2	26.687	1:24.028	1:19.830	30.885	1:50.715	193	6	26.696	1:24.655	1:20.480	30.871	1:51.351	192
3	29.757	2:29.970	1:24.096	1:35.631	2:59.727	179	7	27.182	1:28.196	1:23.822	31.556	1:55.378	190
4	31.822	2:08.084	2:02.746	37.160	2:39.906 P		8	27.074	1:23.963	1:20.630	30.407	1:51.037	187
5	26.655	1:23.823	1:19.910	30.568	1:50.478	188							
6	27.496	1:26.997	1:22.330	32.163	1:54.493	194	87 Zac LEVY (QLD) (7th)						
7	26.796	1:24.137	1:20.124	30.809	1:50.933	183	1	27.717	1:25.693	1:22.012	31.398	1:53.410	182
							2	27.253	1:25.766	1:21.514	31.505	1:53.019	185
58 Mitch KUHNE (QLD) (21th)							3	27.097	1:24.240	1:20.628	30.709	1:51.337	177
1	28.031	33.838	21.716	32.256	1:55.841	181	4	26.968	1:24.356	1:20.531	30.793	1:51.324	183
2	27.803	1:27.019	1:22.961	31.861	1:54.822	189	5	27.163	1:24.155	1:20.505	30.813	1:51.318	176
3	27.039	1:26.004	1:21.292	31.751	1:53.043	190	6	26.642	1:24.052	1:19.973	30.721	1:50.694	184
4	27.263	1:25.840	1:22.031	31.072	1:53.103	185	7	27.492	1:26.810	1:22.647	31.655	1:54.302	179
5	26.770	1:26.006	1:21.401	31.375	1:52.776	186	8	26.989	1:24.708	1:20.691	31.006	1:51.697	179
6	27.058	1:31.746	1:23.262	35.542	1:58.804	189							
7	27.169	1:25.261	1:21.189	31.241	1:52.430	186	89 Kristian AGOSTINI (NT) (35th)						
8	28.806	1:25.877	1:23.408	31.275	1:54.683	186	1	29.774	1:31.605	1:26.961	34.418	2:01.379	171
							2	28.681	4:11.574	1:26.177	3:14.078	4:40.255	177
68 Luke POWER (VIC) (12th)													
1	27.470	1:26.326	1:22.120	31.676	1:53.796	176	97 Peter NERLICH (VIC) (17th)						
2	27.098	1:25.224	1:21.448	30.874	1:52.322	179	1	27.694	1:28.438	1:24.069	32.063	1:56.132	185
3	26.619	1:25.201	1:20.265	31.555	1:51.820	188	2	28.125	1:26.492	1:23.899	30.718	1:54.617	186
4	27.515	1:24.497	1:21.058	30.954	1:52.012	175	3	26.761	1:27.252	1:20.803	33.210	1:54.013	189

Scott Laing
 Chief Time Keeper - Scott Laing


Tom Williams
 Clerk of Course - Tom Williams



Computime Race Timing Systems Pty Ltd © 1996
 Licensed to Computime Race Timing Systems

COMPUTIME RACE TIMING SYSTEMS PTY LTD
www.computime.com.au

E-mail: scott@computime.com.au / Ph: 0418 17 13 17





SUPPORT CLASS RESULTS

AUSTRALIAN SUPERSPORT 300 CHAMPIONSHIP

Date: 22/02/19
 Event: P08
 Weather: Mostly cloudy - Temp: 20.3C
 Track: Dry - Temp: 31.7C

Free Practice 2

Started at: 13:14:35
 Laps: 15 Min
 Starters: 36
 Printed at: 14:25

SPLIT TIMES

Lap	Split 1	Split 2	Split 3	Split 4	Lap Time	Spd	Lap	Split 1	Split 2	Split 3	Split 4	Lap Time	Spd
4	26.745	1:24.971	1:20.986	30.730	1:51.716	189	308 John LYTRAS (QLD) (4th)						
5	26.667	1:26.649	1:21.457	31.859	1:53.316	188	1	27.803	33.284	21.524	31.222	1:53.833	180
6	26.877	1:25.008	1:20.718	31.167	1:51.885	187	2	27.604	1:25.248	1:21.375	31.477	1:52.852	187
7	27.197	1:25.063	1:21.121	31.139	1:52.260	182	3	27.129	32.103	21.021	31.057	1:51.310	188
8	26.948	1:24.963	1:20.857	31.054	1:51.911	184	4	26.890	1:24.766	1:20.723	30.933	1:51.656	190
							5	27.665	1:26.435	1:22.671	31.429	1:54.100	182
111 Wayne BATSON (SA) (36th)							6	26.683	1:24.468	1:20.432	30.719	1:51.151	187
1	30.421	1:36.386	1:31.464	35.343	2:06.807	160	7	27.269	1:29.215	1:24.862	31.622	1:56.484	190
2	30.333	1:38.366	1:31.795	36.904	2:08.699	160	8	27.146	1:23.098	1:19.829	30.415	1:50.244	181
3	30.215	1:35.044	1:30.559	34.700	2:05.259	160							
4	30.037	1:35.264	1:30.623	34.678	2:05.301	160	333 Yannis SHAW (NSW) (10th)						
5	29.845	2:36.049	1:29.674	1:36.220	3:05.894	162	1	26.943	1:25.462	1:21.275	31.130	1:52.405	192
							2	26.820	1:25.779	1:21.479	31.120	1:52.599	189
131 Adam COX (QLD) (27th)							3	27.102	1:24.467	1:20.600	30.969	1:51.569	191
1	28.369	1:29.835	1:25.297	32.907	1:58.204	177	4	26.784	1:24.960	1:20.550	31.194	1:51.744	188
2	28.073	1:29.796	1:24.569	33.300	1:57.869	177	5	27.674	1:25.367	1:22.093	30.948	1:53.041	179
3	28.934	1:30.052	1:25.971	33.015	1:58.986	177	6	28.359	1:25.788	1:23.369	30.778	1:54.147	188
4	28.544	1:29.932	1:25.186	33.290	1:58.476	172	7	27.069	1:26.191	1:22.141	31.119	1:53.260	190
5	28.313	1:30.265	1:24.979	33.599	1:58.578	173	8	27.065	1:24.124	1:20.521	30.668	1:51.189	182
6	28.820	2:07.024	2:02.290	33.554	2:35.844	174							
7	28.995	1:30.532	1:25.865	33.662	1:59.527	166	355 Laura BROWN (NSW) (19th)						
							1	27.801	1:26.106	1:22.535	31.372	1:53.907	180
151 Locky TAYLOR (QLD) (3rd)							2	27.334	1:25.365	1:21.296	31.403	1:52.699	185
1	27.455	32.966	21.309	31.427	1:53.157	187	3	27.658	1:25.712	1:21.982	31.388	1:53.370	178
2	27.474	1:26.025	1:22.127	31.372	1:53.499	180	4	27.592	1:25.763	1:21.800	31.555	1:53.355	178
3	26.822	1:24.320	1:20.189	30.953	1:51.142	186	5	27.479	1:25.778	1:21.746	31.511	1:53.257	178
4	27.169	1:24.139	1:20.414	30.894	1:51.308	182	6	27.317	1:24.663	1:20.785	31.195	1:51.980	178
5	27.030	1:23.660	1:20.180	30.510	1:50.690	179	7	27.214	1:25.255	1:21.169	31.300	1:52.469	183
6	26.700	1:23.537	1:19.541	30.696	1:50.237	188	8	28.024	1:25.478	1:22.159	31.343	1:53.502	179
7	26.743	1:28.987	1:23.164	32.566	1:55.730	184							
8	26.555	1:23.965	1:19.704	30.816	1:50.520	189	437 Hayden STIFF (NSW) (29th)						
							1	29.437	34.874	22.964	34.196	2:01.471	174
282 Cameron AGOSTINI (NT) (25th)							2	28.469	1:30.357	1:25.538	33.288	1:58.826	179
1	29.283	1:30.412	1:26.656	33.039	1:59.695	174	3	28.500	1:30.184	1:25.042	33.642	1:58.684	174
2	27.985	1:27.533	1:23.809	31.709	1:55.518	179	4	28.767	1:30.327	1:26.093	33.001	1:59.094	172
3	27.712	1:26.496	1:22.518	31.690	1:54.208	180	5	28.705	1:29.661	1:25.652	32.714	1:58.366	171
4	28.044	1:26.822	1:23.189	31.677	1:54.866	174	6	28.814	1:31.771	1:27.009	33.576	2:00.585	173
5	28.168	1:26.788	1:23.495	31.461	1:54.956	172							
6	27.852	1:27.403	1:23.425	31.830	1:55.255	176							
7	28.428	1:27.201	1:23.579	32.050	1:55.629	172							
8	28.742	1:28.868	1:24.475	33.135	1:57.610	170							

*** INTERMEDIATE TIMING POINT 2 NOT WORKING DURING THIS SESSION ***


 Chief Time Keeper - Scott Laing



 Clerk of Course - Tom Williams



Computime Race Timing Systems Pty Ltd © 1996
 Licensed to Computime Race Timing Systems

COMPUTIME RACE TIMING SYSTEMS PTY LTD
www.computime.com.au

E-mail: scott@computime.com.au / Ph: 0418 17 13 17





SUPPORT CLASS RESULTS
AUSTRALIAN SUPERSPORT 300 CHAMPIONSHIP

Free Practice 2

Date: 22/02/19
 Event: P08
 Weather: Mostly cloudy - Temp: 20.3C
 Track: Dry - Temp: 31.7C


Started at: 13:14:35
 Laps: 15 Min
 Starters: 36
 Printed at: 14:25

FASTEST LAPS SEQUENCE

Race Time	No	Name	Machine	Fastest Lap	On Lap
1:55.426	81	Senna AGIUS (NSW)	Kawasaki EX 400	1:51.836	1
1:58.918	57	Seth CRUMP (QLD)	KTM RC 390	1:50.764	1
3:49.633	57	Seth CRUMP (QLD)	KTM RC 390	1:50.715	2
4:09.718	27	Max STAUFFER (NSW)	Yamaha R3 321	1:49.760	2
5:58.779	27	Max STAUFFER (NSW)	Yamaha R3 321	1:49.061	3
15:06.074	27	Max STAUFFER (NSW)	Yamaha R3 321	1:47.829	8

*** INTERMEDIATE TIMING POINT 2 NOT WORKING DURING THIS SESSION ***


 Chief Time Keeper - Scott Laing


 Clerk of Course - Tom Williams

Computime Race Timing Systems Pty Ltd © 1996
 Licensed to Computime Race Timing Systems

COMPUTIME RACE TIMING SYSTEMS PTY LTD
www.computime.com.au

E-mail: scott@computime.com.au / Ph: 0418 17 13 17





SUPPORT CLASS RESULTS

AUSTRALIAN SUPERSPORT 300 CHAMPIONSHIP

Date: 22/02/19
 Event: P08
 Weather: Mostly cloudy - Temp: 20.3C
 Track: Dry - Temp: 31.7C

Free Practice 2

Started at: 13:14:35
 Laps: 15 Min
 Starters: 36
 Printed at: 14:25

BEST PARTIAL TIMES

Pos	Split 1		Split 2		Split 3		Split 4		LAP		Ideal	Fastest
	Name	Time	Name	Time	Name	Time	Name	Time	Name	Time		
1	M. STAUFFER	26.220	J. LYTRAS	32.103	J. LYTRAS	21.021	M. STAUFFER	29.958	J. LYTRAS	1:50.222	1:50.244	
2	H. FORD	26.434	L. TAYLOR	32.966	L. JHONSTON	21.166	S. CRUMP	30.205	L. TAYLOR	1:50.237	1:50.237	
3	L. TAYLOR	26.555	L. JHONSTON	33.572	L. TAYLOR	21.309	K. O'CONNEL	30.318	L. JHONSTON	1:51.672	1:51.672	
4	K. O'CONNEL	26.565	M. KUHNE	33.838	M. KUHNE	21.716	S. AGIUS	30.407	M. KUHNE	1:52.430	1:52.430	
5	L. POWER	26.619	K. PICKERING	34.296	K. PICKERING	21.979	J. LYTRAS	30.415	K. PICKERING	1:53.156	1:53.156	
6	Z. LEVY	26.642	H. STIFF	34.874	C. WHITE	22.640	L. TAYLOR	30.510	B. PICKETT	1:55.717	1:55.717	
7	S. CRUMP	26.655	B. PICKETT	34.982	B. ANGELIDIS	22.874	H. KHOURI	30.528	H. STIFF	1:58.366	1:58.366	
8	P. NERLICH	26.667	C. WHITE	35.726	B. PICKETT	22.887	T. HALL	30.598	C. WHITE	1:59.895	1:59.895	
9	J. LYTRAS	26.683	B. ANGELIDIS	35.730	H. STIFF	22.964	B. BAKER	30.656	B. ANGELIDIS	2:00.021	2:00.021	
10	H. KHOURI	26.690			S. AGIUS	1:24.7	Y. SHAW	30.668	M. STAUFFER		1:47.829	
11	S. AGIUS	26.696			H. FORD	1:25.3	L. POWER	30.676	S. CRUMP		1:50.478	
12	M. KUHNE	26.770			L. POWER	1:25.9	Z. LEVY	30.709	K. O'CONNEL		1:50.121	
13	Y. SHAW	26.784			Y. SHAW	1:26.7	P. NERLICH	30.718	S. AGIUS		1:51.037	
14	B. BAKER	26.804			T. HALL	1:27.1	C. O'BRIEN	30.735	H. KHOURI		1:50.663	
15	C. O'BRIEN	26.826			B. BAKER	1:28.0	D. WHITESIDE	30.881	T. HALL		1:51.648	
16	Z. BUNTING	26.913			S. CRUMP	1:28.7	H. FORD	30.920	B. BAKER		1:51.290	
17	L. JHONSTON	26.924			K. O'CONNEL	1:32.4	L. JHONSTON	30.985	Y. SHAW		1:51.189	
18	D. WHITESIDE	26.925			J. WOODS	1:33.5	M. KUHNE	31.072	L. POWER		1:51.506	
19	T. RELPH	27.008			Z. LEVY	1:33.9	J. WOODS	31.092	Z. LEVY		1:50.694	
20	J. WOODS	27.061			H. KHOURI	1:34.0	S. KAPILAWI-J	31.109	P. NERLICH		1:51.716	
21	K. PICKERING	27.141			S. KAPILAWI-J	1:34.5	K. PICKERING	31.171	C. O'BRIEN		1:50.960	
22	S. KAPILAWI-J	27.173			T. RELPH	1:38.3	L. BROWN	31.195	D. WHITESIDE		1:51.705	
23	T. HALL	27.174			D. WHITESIDE	1:41.7	Z. BUNTING	31.233	H. FORD		1:51.755	
24	L. BROWN	27.214			P. NERLICH	1:42.9	T. RELPH	31.337	J. WOODS		1:52.257	
25	B. PICKETT	27.235			Z. BUNTING	1:43.3	C. AGOSTINI	31.461	S. KAPILAWI-		1:52.599	
26	C. AGOSTINI	27.712			C. O'BRIEN	1:46.7	B. PICKETT	31.690	L. BROWN		1:51.980	
27	A. COX	28.073			K. AGOSTINI	1:46.9	G. POUTCH	32.530	Z. BUNTING		1:51.705	
28	G. POUTCH	28.298			C. AGOSTINI	1:47.1	H. STIFF	32.714	T. RELPH		1:52.678	
29	H. STIFF	28.469			M. STAUFFER	1:47.6	J. CZMOK	32.786	C. AGOSTINI		1:54.208	
30	K. AGOSTINI	28.681			L. BROWN	1:51.3	C. WHITE	32.899	G. POUTCH		1:58.121	
31	L. O'BRIEN	28.857			G. POUTCH	1:57.2	A. COX	32.907	J. CZMOK		1:59.614	
32	C. WHITE	29.004			A. COX	1:57.4	B. ANGELIDIS	32.946	A. COX		1:57.869	
33	J. CZMOK	29.200			S. FAIRBROT	2:01.6	L. O'BRIEN	33.052	L. O'BRIEN		1:59.591	
34	B. ANGELIDIS	29.228			W. BATSON	2:14.0	S. FAIRBROT	33.159	S. FAIRBROT		2:01.204	
35	S. FAIRBROT	29.423			J. CZMOK	2:34.0	K. AGOSTINI	34.418	K. AGOSTINI		2:01.379	
36	W. BATSON	29.845			L. O'BRIEN	2:34.4	W. BATSON	34.678	W. BATSON		2:05.259	

*** INTERMEDIATE TIMING POINT 2 NOT WORKING DURING THIS SESSION ***

Scott Laing
 Chief Time Keeper - Scott Laing


Tom Williams
 Clerk of Course - Tom Williams



Computime Race Timing Systems Pty Ltd © 1996
 Licensed to Computime Race Timing Systems

COMPUTIME RACE TIMING SYSTEMS PTY LTD
www.computime.com.au

E-mail: scott@computime.com.au / Ph: 0418 17 13 17





SUPPORT CLASS RESULTS

AUSTRALIAN SUPERSPORT 300 CHAMPIONSHIP

Combined Practice Sessions

MERGED CLASSIFICATION

Date: 22/02/19

Printed at: 14:25

Pos	No	Name	Machine	Event P01	Event P08	Fastest Lap
1	27	Max STAUFFER (NSW) / Yamaha / YRD / Shark Leathers / Racers Edge	Yamaha R3 321	1:49.526	1:47.829	1:47.829
2	42	Kyle O'CONNELL (QLD)	Yamaha R3 321		1:50.121	1:50.121
3	151	Locky TAYLOR (QLD) / Yamaha / Rustic Flooring / Shark Leathers	Yamaha R3 321	1:51.103	1:50.237	1:50.237
4	308	John LYTRAS (QLD) / Caboolture Yamaha / Jekyl & Hyde	Yamaha R3 321	1:51.705	1:50.244	1:50.244
5	57	Seth CRUMP (QLD) / Rock Oil / KTM	KTM RC 390	1:51.217	1:50.478	1:50.478
6	81	Senna AGIUS (NSW) / Schuberth / Held / Bikebiz Kawasaki	Kawasaki EX 400	1:50.659	1:51.037	1:50.659
7	43	Harry KHOURI (NSW) / Excite Motorsports / Shark Leathers / Motonation	Yamaha R3 321	1:51.129	1:50.663	1:50.663
8	87	Zac LEVY (QLD) / Demmery Motorsport Yamaha	Yamaha R3 321	1:52.487	1:50.694	1:50.694
9	10	Callum O'BRIEN (WA) / Kawasaki BC Performance	Kawasaki EX 400		1:50.960	1:50.960
10	333	Yannis SHAW (NSW) / WRP Bridgestone / Select Fresh Providores	Kawasaki EX 400	1:51.629	1:51.189	1:51.189
11	72	Benjamin BAKER (NSW) / Jekyl & Hyde / SCK Excavation / Motostats	Yamaha R3 321	1:52.046	1:51.290	1:51.290
12	32	Dylan WHITESIDE (VIC) / Mark Lamont / The Grinning Edge	Kawasaki EX 300	1:51.337	1:51.705	1:51.337
13	68	Luke POWER (VIC) / RTR / Graeme Williams Eng. / Traction Control	Yamaha R3 321		1:51.506	1:51.506
14	31	Travis HALL (QLD) / Stitchsmith / Ricondi	Yamaha R3 321	1:52.387	1:51.648	1:51.648
15	25	Luke JHONSTON (NSW) / Motul / Davis Bikaworx / MotoGarage	Yamaha R3 321	1:53.161	1:51.672	1:51.672
16	47	Zylas BUNTING (NSW) / Shark Leathers	Yamaha R3 321	1:53.882	1:51.705	1:51.705
17	97	Peter NERLICH (VIC) / TCN Racing	Kawasaki EX 400	1:52.376	1:51.716	1:51.716
18	20	Hunter FORD (NSW) / Yamaha / YRD / Held Aus / Schuberth Aus	Yamaha R3 321	1:52.748	1:51.755	1:51.755
19	355	Laura BROWN (NSW) / WNR	Yamaha R3 321	1:53.287	1:51.980	1:51.980
20	56	Jesse WOODS (TAS) / JDS Moto	Yamaha R3 321	1:54.035	1:52.257	1:52.257
21	58	Mitch KUHNE (QLD) / Shark Leathers / Nolan Helmets / Phiesh ink / Liquimoly	Yamaha R3 321	1:53.107	1:52.430	1:52.430
22	30	Stephany KAPILAWI-JAMES (QLD)	Kawasaki EX 300	1:52.800	1:52.599	1:52.599
23	28	Tayla RELPH (QLD) / Kawasaki BC Performance	Kawasaki EX 400	1:53.102	1:52.678	1:52.678
24	22	Keegan PICKERING (NSW) / Sport Savvy Australian / Jekyl & Hyde	Yamaha R3 321	1:54.348	1:53.156	1:53.156
25	282	Cameron AGOSTINI (NT) / Territory 3 Racing	Yamaha R3 321	1:55.207	1:54.208	1:54.208
26	33	Grace POUTCH (VIC) / Aark Suspension & Tuning / SC Project Oceanic	Kawasaki EX 400	1:54.826	1:58.121	1:54.826
27	15	Bronson PICKETT (WA)	Yamaha R3 321		1:55.717	1:55.717
28	89	Kristian AGOSTINI (NT) / Territory 3 Racing	Yamaha R3 321	1:57.530	2:01.379	1:57.530
29	131	Adam COX (QLD)	KTM RC 390	1:58.930	1:57.869	1:57.869
30	15	Bronson Joel PICKETT (WA)	Yamaha R3 321	1:57.978		1:57.978
31	437	Hayden STIFF (NSW) / Proworx / Blayney Motorcycles	Kawasaki EX 300	1:58.482	1:58.366	1:58.366
32	46	Lachlan O'BRIEN (NT) / Territory 3 Racing	Yamaha R3 321	2:00.722	1:59.591	1:59.591
33	40	Jeremy CZMOK (VIC) / Dins Dins Pet Food	KTM RC 390	2:01.201	1:59.614	1:59.614
34	19	Craig WHITE (NSW) / WRP Bridgestone	Kawasaki EX 400	2:05.054	1:59.895	1:59.895
35	35	Ben ANGELIDIS (ACT) / Proworx / Blayney Motorcycles	Yamaha R3 321	1:59.906	2:00.021	1:59.906
36	14	Sarah FAIRBROTHER (QLD) / The Motorcycle Sportsmen	Yamaha R3 321	2:04.472	2:01.204	2:01.204
37	111	Wayne BATSON (SA) / S.A Motorcycles / PSY Racing	Kawasaki EX 300	2:02.803	2:05.259	2:02.803

*** INTERMEDIATE TIMING POINT 2 NOT WORKING DURING THIS SESSION ***

Scott Laing
 Chief Time Keeper - Scott Laing

Tom Williams
 Clerk of Course - Tom Williams



Computime Race Timing Systems Pty Ltd © 1996
 Licensed to Computime Race Timing Systems

COMPUTIME RACE TIMING SYSTEMS PTY LTD
www.computime.com.au

E-mail: scott@computime.com.au / Ph: 0418 17 13 17

